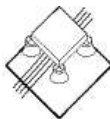

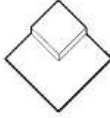




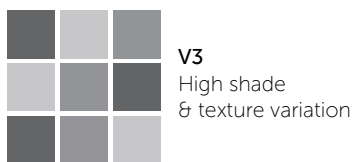
Installation options

-  pedestals
-  sand & gravel
-  concrete slab
-  thinset bed
-  lawn & turf

# SANDALO

Warm toned, mid grey cement look paver with a hint of olive brown. Lightly textured finish giving the appearance of a cloth dragged across horizontal and perpendicular directions. Individual pavers display moderate color and shade variation.

Color & Shade Variation:



Size:



23 1/2" x 23 1/2"



15 5/8" X 47 1/8"



7 3/4" X 47 1/8"



31 1/2" X 31 1/2"



47 1/8" x 23 1/2"

Thickness:	3/4"
Weight:	9 lb/sq.ft.
Packing:	2 pcs/ctn (24"x24") 2 pcs/ctn (16"x48")
Water absorption:	<0.5%
Static load (center)	2160lbf
Slip resistance	R11 (DIN51130)
Frost resistance:	resistant